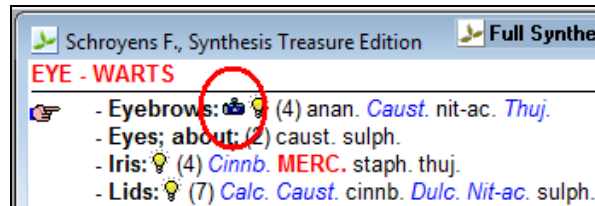


## **RADAR Multimedia Freenotes**

Author	Gheorghe Jurj
Location	Rumania
Language	All languages
Format	Pictures in jpg format
Subject	<b>Pictures to explain certain clinical symptoms</b>
Summary	The below link will update your Synthesis Treasure Edition repertory with 95 interesting photos made in de clinic by Dr. Gheorghe Jurj.

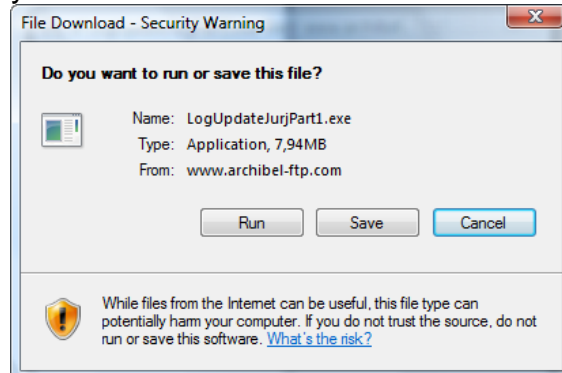
Afterwards you can access these photos by double clicking on the 'photo camera icon' next to a rubric.



**Instructions** **Advise:** It is always advisable to make regular backups your Radar program. If you have not done so yet, read the instructions in the Freenote, *English 'Otter R. Radar Automatic Backup'*.

**Step 1:** Close your Radar and EH program, and all other programs also.

**Step 2:** Click on the [Blue Link](#) below, and download (Save) the file on your hard disk in the folder **...\RadarUpdate**

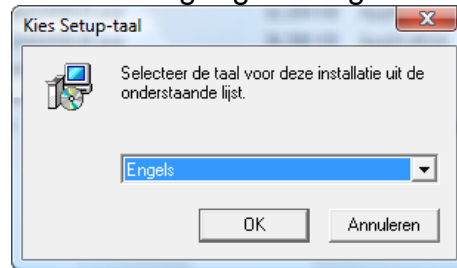


**Step 3:** After downloading the file, open the download folder

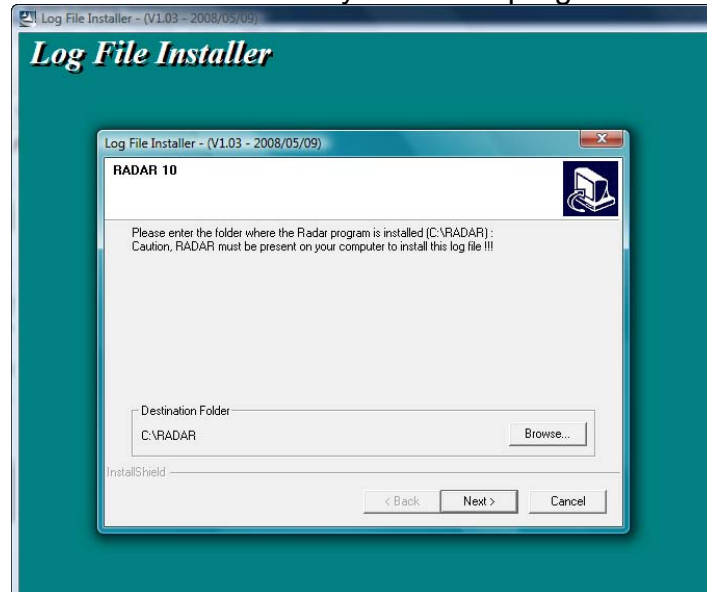
**...\RadarUpdate** and double click on the file: **LogUpdateJuriPart1.exe**

And follow the next installations steps:

Select a language during installation.

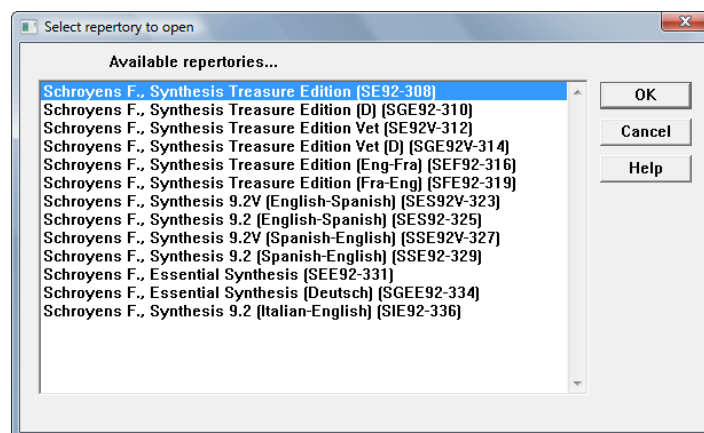


Confirm the location of your Radar program



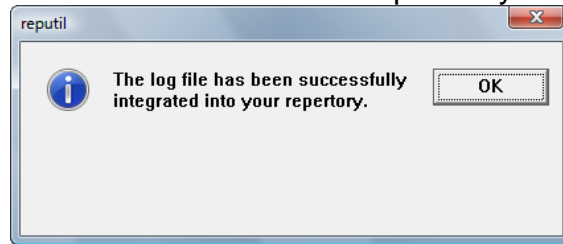
Select the Synthesis Treasure Edition you are working with.

E.g.: For the **English** Synthesis Treasure Edition you need to select the name ending with **[SE92-308]**

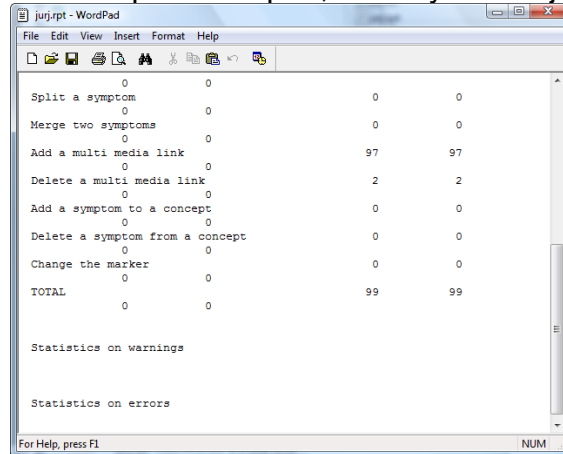


**Note:** it is possible to repeat this installation, if you want to insert these photos into an other Synthesis repertory.

After the insertion of these photos you will get a message, click OK.



And a report will open, which you can just close.



You are then ready.

Start your Radar and Synthesis, and enjoy these marvellous photos made by Dr. Gheorghe Jurj. (See the list of rubrics below)

**Click the below link to start the download:**

Link

<http://www.archibel-ftp.com/~public/LogFiles/LogUpdateJurjPart1/index.php>

List of rubrics where photos will be added

Below a list of all rubrics where a photo will be added.

BACK - ERUPTIONS - acne  
 BACK - WARTS  
 CHEST - CANCER - Mammae  
 EAR - ERUPTIONS - Behind the ears  
 EXTREMITIES - CRACKED skin - Fingers  
 EXTREMITIES - CRACKED skin - Fingers - Nails - Around  
 EXTREMITIES - CRACKED skin - Fingers - Tips  
 EXTREMITIES - DISCOLORATION - Fingers - Nails - white - spots  
 EXTREMITIES - ERUPTIONS - Feet - Sole of - scales  
 EXTREMITIES - ERUPTIONS - Fingers - desquamation  
 EXTREMITIES - ERUPTIONS - Fingers - dry  
 EXTREMITIES - ERUPTIONS - Hands - desquamation  
 EXTREMITIES - ERUPTIONS - Hands - dry  
 EXTREMITIES - ERUPTIONS - Nates - excoriation  
 EXTREMITIES - ERUPTIONS - Thighs - rash - brownish  
 EXTREMITIES - ERUPTIONS - varicella, like  
 EXTREMITIES - ERUPTIONS - Wrists - vesicles  
 EXTREMITIES - EXCORIATION - Nates  
 EXTREMITIES - FELON  
 EXTREMITIES - INFLAMMATION - Toes - Nails - Around  
 EXTREMITIES - NAILS; complaints of - corrugated nails  
 EXTREMITIES - NAILS; complaints of - curved fingernails

EXTREMITIES - NODULES - Fingers  
 EXTREMITIES - SWELLING - Fingers - nodular swellings  
 EXTREMITIES - SWELLING - Thighs  
 EXTREMITIES - ULCERS - Nails  
 EXTREMITIES - WARTS - Fingers  
 EXTREMITIES - WARTS - Fingers - Joints  
 EXTREMITIES - WARTS - Hands - Back of hands  
 EYE - DISCOLORATION - red - Veins  
 EYE - ERUPTIONS - Lids - scales  
 EYE - ERUPTIONS - Lids - scales - Margins; on  
 EYE - GLASSY appearance  
 EYE - WARTS - Eyebrows  
 FACE - CICATRICES  
 FACE - CICATRICES - eruptions; from  
 FACE - CRACKED - Lips  
 FACE - DISCOLORATION - bluish - Lips  
 FACE - DISCOLORATION - red - Cheeks - children; in  
 FACE - ERUPTIONS - comedones  
 FACE - ERUPTIONS - crusty, scabby - Mouth - Corners of  
 FACE - ERUPTIONS - Nose  
 FACE - ERUPTIONS - papular - Cheeks  
 FACE - ERUPTIONS - papular - Chin  
 FACE - ERUPTIONS - pustules - Chin  
 FACE - VEINS distended - Cheeks  
 FACE - WARTS - Forehead  
 GENERALS - INFLAMMATION - Blood vessels - Veins  
 HEAD - ERUPTIONS - scurfy - white  
 HEAD - ULCERS  
 MOUTH - CRACKED - Tongue fissured  
 MOUTH - CRACKED - Tongue fissured - Edges  
 MOUTH - CRACKED - Tongue fissured - one deep red furrow  
 MOUTH - MUCOUS MEMBRANE - excoriation - Tongue  
 MOUTH - SMOOTH tongue  
 MOUTH - SWELLING - Tongue  
 MOUTH - TUMORS - Palate  
 MOUTH - ULCERS - Cheeks - Inside  
 MOUTH - ULCERS - Lips; inner side of  
 MOUTH - ULCERS - white - coated with milk; as if  
 NOSE - DISCOLORATION - bluish  
 NOSE - VEINS, varicose  
 SKIN - CICATRICES - depressed  
 SKIN - CICATRICES - eruptions; after  
 SKIN - DISCOLORATION - white - spots  
 SKIN - DRY  
 SKIN - DRY - parchment; like  
 SKIN - DRY - perspire; inability to  
 SKIN - ERUPTIONS - acne  
 SKIN - ERUPTIONS - brownish  
 SKIN - ERUPTIONS - discharging - honey; like  
 SKIN - ERUPTIONS - elevated  
 SKIN - ERUPTIONS - herpetic - circinate  
 SKIN - ERUPTIONS - impetigo  
 SKIN - ERUPTIONS - papular  
 SKIN - ERUPTIONS - pustules - inflamed  
 SKIN - ERUPTIONS - red - Areola  
 SKIN - ERUPTIONS - scaly - yellow  
 SKIN - EXCRESCENCES - fungus  
 SKIN - INDURATIONS, nodules, etc.  
 SKIN - THIN  
 SKIN - ULCERS - multiple  
 SKIN - ULCERS - punched out  
 SKIN - ULCERS - red  
 SKIN - VITILIGO  
 SKIN - WARTS - brown  
 SKIN - WARTS - fleshy  
 SKIN - WARTS - pedunculated  
 SKIN - WARTS - round  
 SKIN - WRINKLED, shrivelled  
 THROAT - APHTHAE